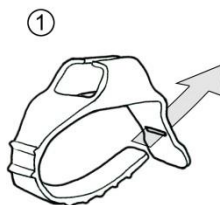


JanaBand®

Enhancing bedside safety, organizing and retaining different size cables, tubes wires and lines at a fixed location.

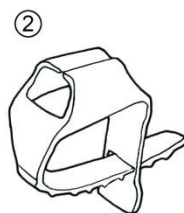
STEP 1

Determine location and wrap JanaBand® around bedrail or post and insert notched end into thin slot on opposite end:



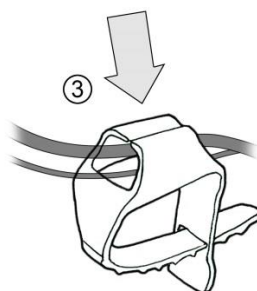
STEP 2

Firmly pull strap through slot until tight, strap will lock in place:



STEP 3

Feed desired tubes, cables, cords through large flap opening on top as shown:



JanaBand® is patented. For further questions or additional information, please contact: Jake Corato at 817-773-8411: jake@janaband.net

www.janaband.net